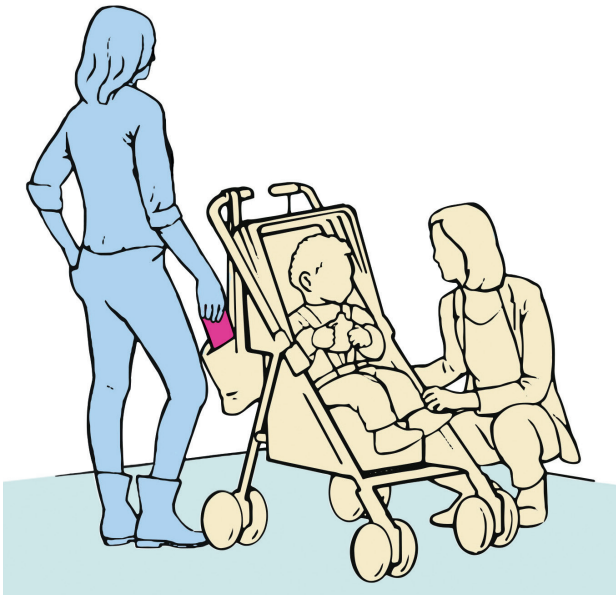


## DON'T BE AN EASY TARGET

Thieves will look for easy ways to steal your belongings, don't make it easy for them.

- Don't leave your phone, ipad, tablet or other valuables unattended or out of your sight. It takes seconds for a thief to grab these.
- Don't leave bags unattended or open on tables or the backs of prams and chairs.




The easy dip

## WATCH OUT FOR SNATCHES

Thieves are increasingly stealing phones from people as they use them. Often thieves may be on a bike or moped.

- When using your phone in the street be aware of your surroundings. Look out for anyone nearby on a bike or moped and don't use it if you feel unsafe. When you've finished using it, put it away.
- If you have to use your phone on the street step back from the kerb and if possible stand with your back to a wall or building so that thieves can't approach from behind.



Snatch and grab

For more crime prevention advice visit [www.met.police.uk/crimeprevention](http://www.met.police.uk/crimeprevention)

For other police related enquiries or to report crime visit [www.met.police.uk](http://www.met.police.uk) or call 101.

In an emergency always dial 999.

# HOW TO SPOT A THIEF

Protect yourself and your property by looking at how thieves target their victims. Take steps to make it harder for them.

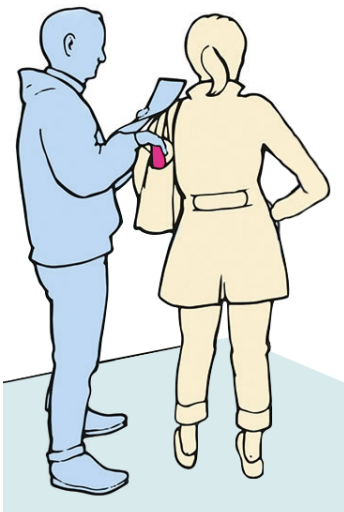


Thieves will use a number of ways, sometimes more elaborate, to steal your possessions, especially easy items such as phones and bags.

Don't stereotype what a thief looks like! Often they will dress smartly to avoid being detected.

## STAY ALERT IN CROWDED PLACES

Pickpockets operate in crowded places often using something such as a newspaper, coat or bag to conceal their actions.



The concealed hand

- Look out for people who get too close to you in a crowded area.
- Never keep your phone, wallet or purse in an open pocket.
- Never leave your bag or rucksack unzipped and carry your bag in front, preferably diagonally across your body.

## DON'T BE DISTRACTED

Thieves will often target those who seem more vulnerable and sometimes work in teams to try and distract and steal.

Table surfing is where a thief will use a newspaper or map to approach a customer at a café or restaurant and use the paper or map as a distraction to cover a phone, purse or wallet on a table and steal it.

- Be wary of strangers that approach you and always keep your phone or valuables out of reach.

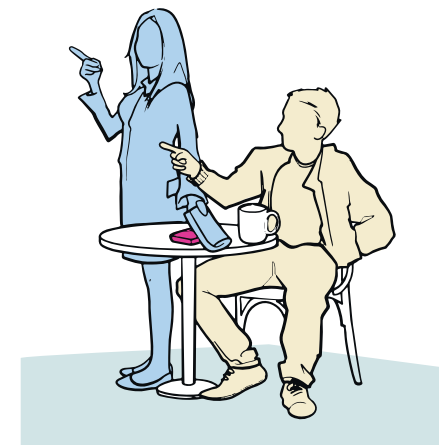


Table surfing

Thieves will look to target people using ATMs and may distract you whilst using the machine. They may also watch from afar and then look for an opportunity to steal from you afterwards.

- Stay aware of your surroundings and don't become distracted when using an ATM. Ensure that any money you withdraw is safely secured.



The bank follow off

Watch out for strangers being overly friendly in bars, clubs and large gatherings – often referred to as hugger muggers.

- Stay alert if watching street performers and street gamblers. If you are jostled, bumped, hugged or crowded by anyone, consider that a pickpocket may be in action.



The hugger mugger