

Wandsworth Young People's Survey

Findings from the 2022 survey

A themed report for relationships and sexual health

The questionnaire

The Wandsworth Young People's Survey was developed by the Schools Health Education Unit (SHEU) in partnership with the London Borough of Wandsworth Public Health Team. The purpose of the survey was to obtain pupils' views on aspects of health and wellbeing including: healthy eating; safety; emotional wellbeing and leisure time.

Methodology

All primary, secondary and academy schools were invited to participate in the survey during the spring and summer terms 2022, with the focus on Years 4, 5, 6, 8 and 10 pupils. All surveys were undertaken anonymously online or via a paper based version. Completed paper questionnaires were returned securely to SHEU for processing which were then combined with the online results.

Participation

A total of 3263 pupils took part from 20 primary schools and 4 secondary schools. There was a reasonable mixture of boys (53%) and girls (42%) across the specified year groups. 4% didn't select male or female. 18% of the pupils surveyed described themselves as White British. 11% of pupils said that they had an additional need or disability. 19% said they were eligible for free school meals (17% currently receive them). 10% said they look after someone at home who couldn't look after themselves. 81% of Year 10 pupils said they were straight/ heterosexual.

Cross-phase data

Many of the questions in each survey (primary and secondary) are identical or very similar. Some of the results of these questions are presented on page 6 of this summary document, so that behaviour can be seen across the age range.

Links

It is possible to look for connections between the answers pupils gave to different questions in the survey and to look at behaviour profiles, are there differences between the experience of pupils from different **ethnic backgrounds** for example or whether a pupil who has low self esteem is likely to be bullied, etc.

Inequalities

A selection of questions has been selected to look for different responses across potential vulnerable groups (page 4).

Reports

Further detailed reports, containing a summary of all responses received by the pupils are available. There are also 4 other themed reports to accompany this one - see list below.

3263 young people were involved in the survey

School	Year 4	Year 5	Year 6	Year 8	Year 10	Total
Age	8-9	9-10	10-11	12-13	14-15	
Boys	311	321	356	283	357	1,628
Girls	352	343	314	141	145	1,295
Total	691*	706*	689*	439*	525*	3050*

*205 pupils didn't tell us their gender, another 706 secondary pupils were surveyed in other year groups but are not included in this report.

Reference sample

The Wandsworth sample has been compared with the SHEU wider data sample for other London Boroughs that have surveyed recently. These areas include Camden, Ealing, Greenwich, Haringey, Islington, Kingston and Richmond. Where possible, these figures are shown throughout the report in brackets ().

For more details please contact SHEU Phone 01392 667272
www.sheu.org.uk

Themed reports. This is number 4 of 4 reports

1) Healthy lifestyles

2) Drug education and substances

3) Emotional health and wellbeing

4) Relationships and sexual health

5) Safety



Wandsworth school pupils in Years 4 - Year 6 (ages 8 - 11)

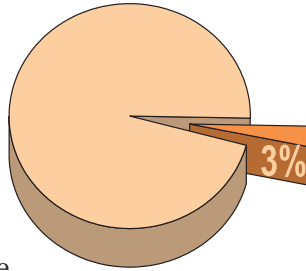
Wider London data shown in brackets (%).

GENDER IDENTITY

- 1% of Year 6 pupils said their gender is different to the gender they were assigned at birth (Transgender); 2% preferred not to say.

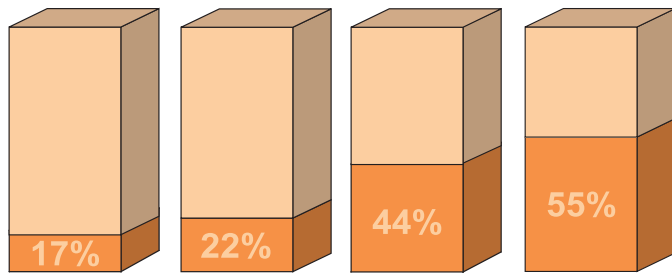
BULLYING

- 3% of Year 6 pupils said they have been bullied at or near school in the last 12 months because of being different; 1% said they have been bullied because of their sexuality and 1% said because of being a boy or being a girl.



INTERNET SAFETY

- 79% (85%) of Year 6 pupils said they spend time chatting to their friends and family that they know in real life; 51% (49%) said they chat to friends of friends and 25% (21%) said they chat to people who they don't know in real life.
- 33% of primary pupils said they spent time on social media (e.g. Whatsapp, Snapchat, Instagram etc.) after school on the day before the survey:

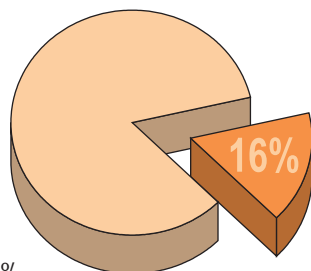


Year 4 Boys Year 4 Girls Year 6 Boys Year 6 Girls

- 20% (18%) of Year 6 pupils said they have got a message or picture that scared them or made them upset.
- 9% (10%) of Year 6 pupils said that someone they don't know in real life has asked to see pictures of them; 7% (6%) said they have met up with someone they first met online.

FEELINGS

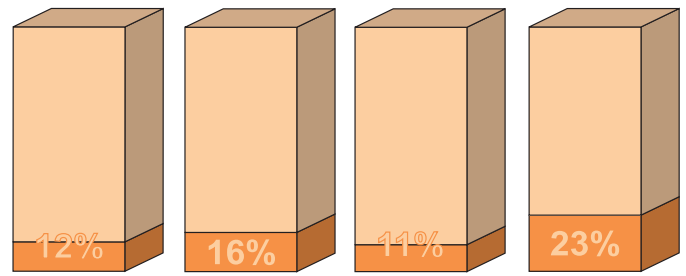
- 16% (8%) of pupils said they feel lonely 'often' or 'every day'.



WORRYING

- 19% (22%) of boys and 30% (30%) of girls said that they worry 'quite a lot' or 'a lot' about problems with friends; 11% (18%) of boys and 22% (26%) of girls said they worry 'quite a lot' or 'a lot' about puberty and growing up.

- 15% (24%) of primary pupils said they worry 'quite a lot' or 'a lot' about the way they look:



Year 4 Boys Year 4 Girls Year 6 Boys Year 6 Girls

PROBLEM SOLVING

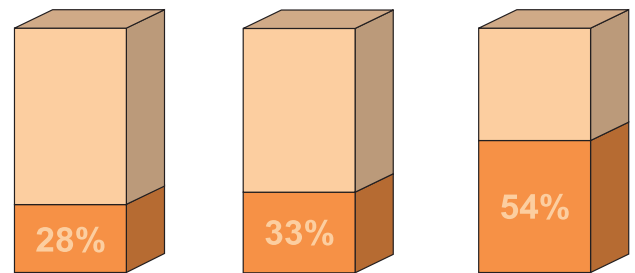
- 92% of pupils responded that they at least 'sometimes' get help from trusted adults when they are struggling/feel bad or stressed/have a problem that worries them; 86% said they get help from friends.

GROWING UP

- Year 6 pupils said that the following have talked with them about puberty and growing up:

Year 6	Boys	Girls
Parents/carers	55%	81%
Teachers, in lessons	52%	67%
Friends	13%	37%
Brothers, sisters, other close relations	12%	22%
School nurse	1%	1%
No-one	21%	5%

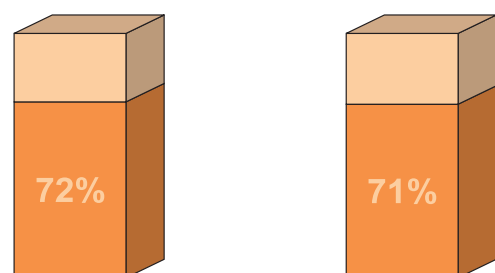
- 39% (42%) of pupils feel they know enough about puberty and growing up:



Year 4 Year 5 Year 6

SCHOOL LESSONS

- 71% of Year 6 pupils said their school covers the topic of puberty and growing up 'fairly' or 'very' well.
- 71% of Year 6 pupils said their school covers the topic of healthy relationships 'fairly' or 'very' well:



Year 6 Boys Year 6 Girls

Wandsworth secondary school pupils in Year 8 and Year 10 (ages 12 - 15)

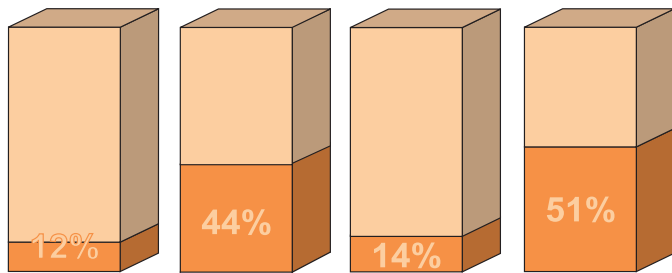
Wider London data shown in brackets (%).

GENDER IDENTITY

- 2% of pupils said their gender is different to the gender they were assigned at birth (Transgender); 2% preferred not to say.
- 62% of pupils said their school covers gender identity 'fairly' or 'very' well, while 10% said 'not well at all', and 10% said they haven't been taught this yet.

WORRIES

- 20% (22%) of pupils said that they worry 'quite a lot' or 'a lot' about problems with friends; 17% (18%) said they worry about relationships and 11% (9%) worry about having sex/first having sex.
- 25% (36%) of pupils worry 'quite a lot' or 'a lot' about the way they look. The figures are higher for girls than for boys and the biggest worriers are the Year 10 girls:**



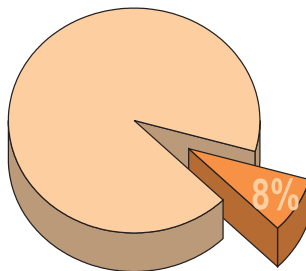
Year 8 Boys Year 8 Girls Year 10 Boys Year 10 Girls

PROBLEM SOLVING

- 77% of pupils responded that they at least 'sometimes' get help from trusted adults when they are struggling/feel bad or stressed/have a problem that worries them and 76% said they get help from friends.

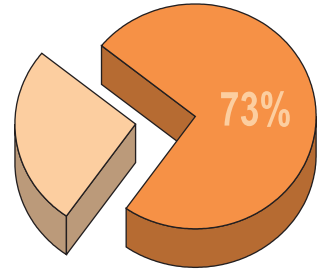
BULLYING

- 11% of boys and 7% of girls in Year 10 said they have been physically harmed (not accidentally) and 2% of boys and **8% of girls in Year 10 said they have been sexually harmed or harassed.**
- 1% of pupils said they had been pressured to share images of themselves and 1% said that naked or semi-naked images of themselves had been shared without their consent.
- 2% of pupils said their sexuality was the focus of the negative behaviour experienced, while 3% said their gender was.



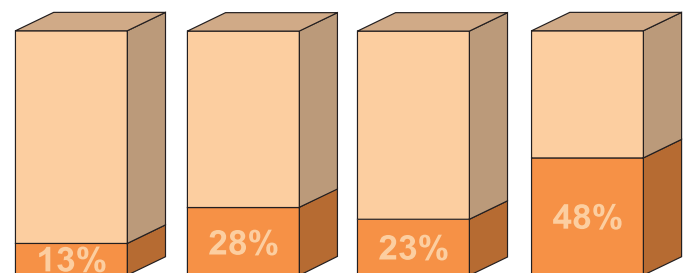
RELATIONSHIPS

- 73% of pupils said their school covers healthy relationships/consent 'fairly' or 'very' well, while 7% said 'not well at all', and 8% said they haven't been taught this yet.
- 29% of Year 8 pupils and 41% of Year 10 pupils (**17% of Asian Year 10 pupils**) said they have had a boyfriend/girlfriend.
- Year 10 pupils who said 'yes' these things have happened to them in a relationship with a past or current boyfriend/girlfriend:**



Year 10	Boys	Girls
Was angry or jealous when I wanted to spend time with friends (12%)	10%	15%
Kept checking my phone (8%)	7%	6%
Used hurtful or threatening language to me (6%)	3%	8%
Made me do something I didn't want to do (5%)	3%	10%
Asked me to send them photos or videos of a sexual nature (6%)	4%	12%
Threatened to tell people things about me (5%)	3%	7%
Hit me (3%)	3%	4%

- 9% (13%) of Year 8 pupils and 20% (21%) of Year 10 pupils responded that they have experienced at least one of the negative behaviours listed in a relationship with a past or current boyfriend/girlfriend. (**More White British pupils have experienced this**).
- 46% (56%) of boys and 55% (64%) of girls said that if they were worried about anything happening in a romantic relationship, they could get some help, while 27% of pupils said they could not get help.
- 25% (26%) of pupils said that someone they didn't know has asked to see pictures of them:**



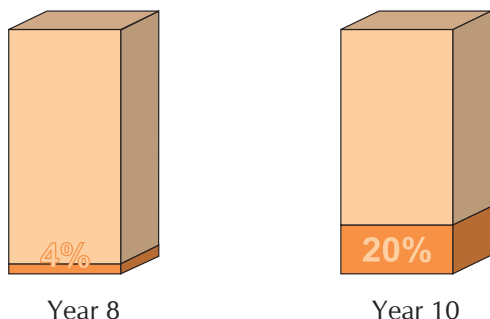
Year 8 Boys Year 8 Girls Year 10 Boys Year 10 Girls

INTERNET SAFETY

- 2% (2%) of pupils said they have sent sexual pictures of themselves to someone who they don't know; 3% of pupils have sent them to someone who they do know.
- 13% (13%) of boys and 21% (19%) of girls said someone they don't know in person has asked to meet with them.
- 54% (58%) of Year 10 boys and 39% (38%) of Year 10 girls said they have viewed pornographic images (videos, pictures online/social media or in a magazine/photographs).

SEXUALLY TRANSMITTED INFECTIONS

- 18% (20%) of Year 8 pupils and 48% (46%) of Year 10 pupils correctly identified that HIV/AIDS can be treated but not cured.
- Chlamydia is one of the most commonly diagnosed bacterial STIs in the UK (FPA.org.uk) - 19% (12%) of pupils correctly identified that it can be treated and cured:



- HPV is one of the most commonly diagnosed viral STIs in the UK (FPA.org.uk) - 4% (3%) of Year 8 pupils and 13% (14%) of Year 10 pupils correctly identified that it can be treated but not cured.

SOURCES OF INFORMATION

- Year 10 pupils said that these are their main sources of information about sex and relationships (top 5):

Year 10	Boys	Girls
School lessons	35%	32%
Friends	18%	20%
My parents/carers	11%	19%
Internet/mobile phone	10%	17%
Porn	9%	4%

CONTRACEPTION & LOCAL SERVICES

- 18% (29%) of boys and 21% (23%) of girls said that they know where they can get condoms free of charge.
- 7% of Year 10 pupils said that there is a special sexual health or contraception and advice service for young people available locally.

RSE LESSONS

- Year 10 pupils said that their RSE (Relationships and Sex Education) lessons have helped them understand the following 'quite a lot' or 'a lot':

Year 10	Boys	Girls
Consent	67%	73%
Healthy relationships	55%	58%
Sex and the law	64%	60%
Contraception	42%	47%
Sexually transmitted infections (risks and how to avoid them)	57%	45%
Puberty and growing up	56%	61%
Resisting pressure	48%	57%

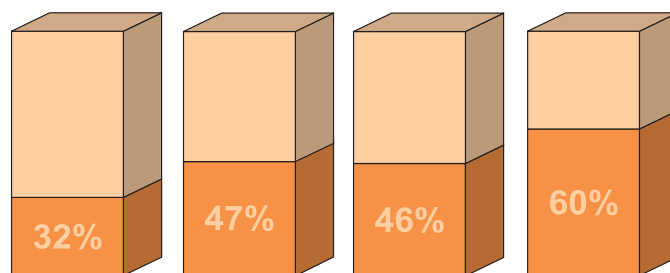
- 42% (37%) of pupils said that their RSE lessons have helped them 'quite a lot' or 'a lot' to understand grooming and sexual exploitation; 15% (19%) said they have helped them understand FGM (female genital mutilation).

PRESSURE

- Year 10 pupils 'agree' with the following:

There is pressure on young people to have sex.

It is important to be in a serious relationship before having sex.



Year 10 Boys Year 10 Girls Year 10 Boys Year 10 Girls

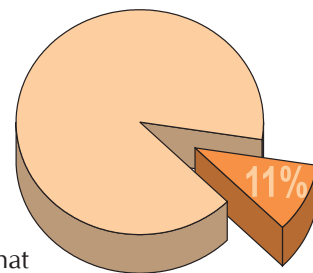
- 40% of Year 10 pupils 'agree' that getting pregnant or getting a partner pregnant now would ruin their future plans.

SEXUAL ORIENTATION

- 89% (83%) of Year 10 boys and 71% (69%) of Year 10 girls said that they are straight/heterosexual; 3% (2%) of Year 10 boys and 14% (10%) of Year 10 girls said they are bisexual.
- 2% (3%) of Year 10 pupils said that they are gay/lesbian.
- 72% of pupils said their school covers sexuality 'fairly' or 'very' well. **48% of LGBTQ+ pupils said this.**

EXPERIENCES

- 25% of Year 10 boys and 35% of Year 10 girls said that they think most young people start having sex before the age of 16.
- 9% of Year 10 pupils think young people start having sex at age 14 or younger, 21% of pupils with mixed backgrounds said this.
- 10% (7%) of Year 10 boys and 11% (5%) of Year 10 girls said that they have had, or are currently in, a sexual relationship.
- 5% of Year 10 pupils said that they have had a sexual relationship and 'usually' or 'always' used condoms.



INEQUALITIES ≠

Significant differences between potentially vulnerable groups and 'All Year 8 or 10 Pupils' are as follows:

YEAR 8

- Year 8 pupils in single parent families are more likely to have seen pornography (33% vs. 23%).

YEAR 10

- Year 10 Young carers are more likely to have had sex (27% vs. 11%).
- Year 10 LGBTQ+ pupils are more likely to have had sex (24% vs. 11%).
- Year 10 pupils eligible for free school meals (FSM) are more likely to have experienced controlling partner behaviour (29% vs. 19%).
- Year 10 FSM pupils are less likely to always use a condom when having sex (23% vs. 41%).

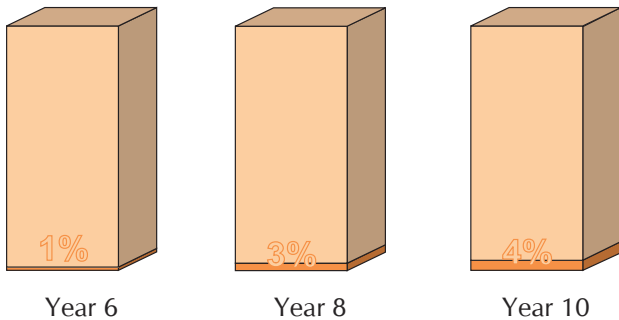
CROSS PHASE DATA

Questions included in both the primary and secondary versions of the questionnaire

- The following is a selection of data relating to the set of questions found in both the primary and secondary versions of the questionnaire. It is always interesting to see how young people change as they grow up but this analysis is also useful because it can raise some important questions for local discussion.

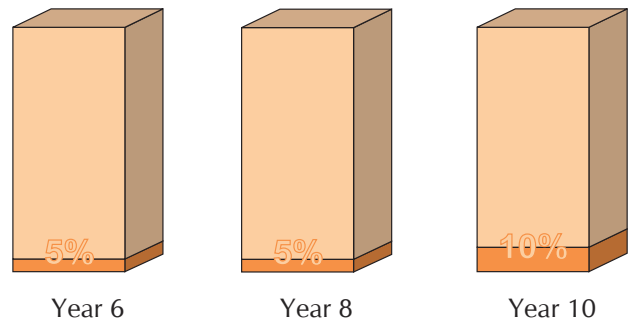
BULLYING

- Small proportions of pupils said they have been bullied at or near school in the last 12 months because of their sexuality:



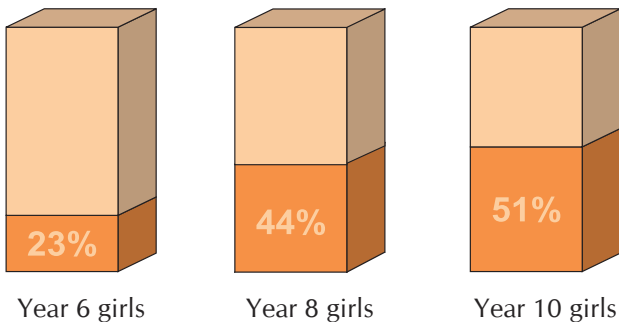
INTERNET SAFETY

- Older pupils are more likely to say that someone (online or in person) has threatened or pressured them to send a picture or video of themselves or show themselves on webcam:

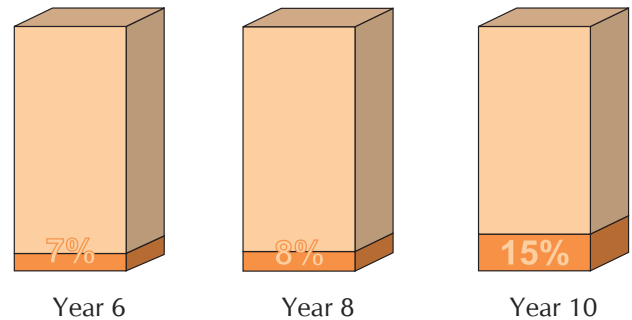


WORRYING

- Older girls are more likely to say they worry 'quite a lot' or 'a lot' about the way they look:



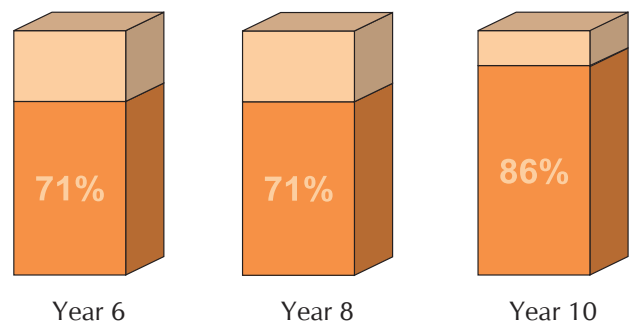
- Older pupils are more likely to say that they have met up with someone they first met online:



Clearly, girls are under significant pressure to look a certain way and this may well affect their self-esteem negatively. How can all stakeholders support girls with this issue?

SCHOOL LESSONS

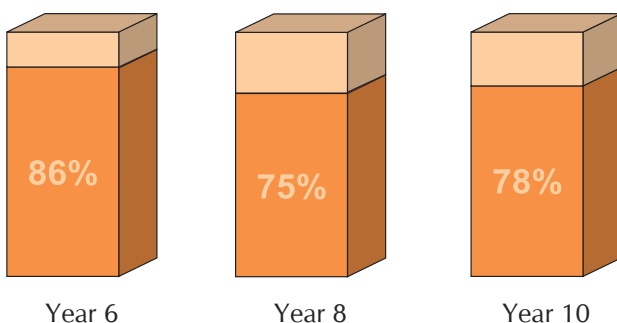
- Year 10 pupils are most likely to say that their school covers healthy relationships (and consent in the secondary questionnaire) 'quite' or 'very well':



Pupils are learning about and understanding the importance of healthy relationships; can these valuable lessons be developed even further?

PROBLEM SOLVING

- High proportions of pupils of all ages say they get help from their friends when they are struggling/feel bad or stressed/have a problem that worries them:



LINKS

- It is possible to look for connections between the answers pupils gave to different questions in the survey to look for behaviour profiles. The following are just 3 selected questions but any question can be analysed in this way. All differences illustrated below are statistically significant:

The first analysis is for Year 8 and 10 pupils who said they have (ever) had a boyfriend/girlfriend compared with those pupils who said they haven't.

- 39% of pupils who have had a boyfriend/girlfriend also said they have at least tried e-cigarettes/vaping. This compared with only 10% of pupils who said they haven't had a boyfriend/girlfriend. Therefore, we can say if you have had a boyfriend/girlfriend, you are more likely to have at least tried e-cigarettes/vaping.
- 45% of pupils who have had a boyfriend/girlfriend also said someone they don't know has asked to see pictures of them. This compared with only 21% of pupils who said they haven't had a boyfriend or girlfriend.
- This group are also more likely to say they have been offered or taken any of the drugs listed.
- They are more likely to have at least tried smoking or drunk alcohol.
- They are more likely to say there's a special sexual health or contraception & advice service for young people available locally.
- They are more likely to say have been the victim of violence or aggression in the area where they live in the last 12 months.
- They are also more likely to say their parents/carers smoke cigarettes.

The second analysis is for Year 8 and 10 pupils who said they have been socially excluded by others in the last month compared with those pupils who said they haven't.

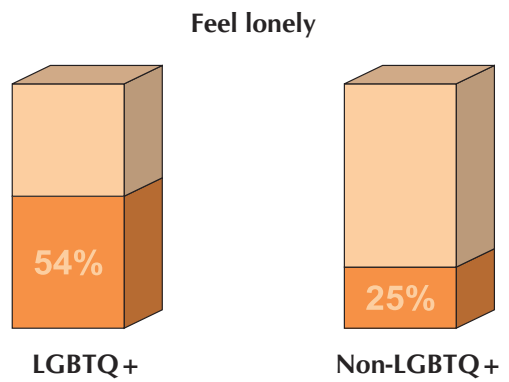
- 50% of pupils who said they have been socially excluded by others also said they felt afraid to be in school at least 'sometimes' in the month before the survey because of bullying. This compared with only 13% of pupils who haven't been socially excluded. Therefore, we can say that if you have been socially excluded by others, you are more likely to feel afraid to be in school because of bullying.
- 69% of pupils who said they have been socially excluded by others also said they worry about more than 5 issues listed 'quite a lot' or 'a lot'. This compared with only 24% of pupils who haven't been socially excluded.
- Girls who have free school meals were more likely to say they were socially excluded.
- This group are also less likely to say they are happy with their life at the moment.
- They are more likely to say there's been shouting and arguing between adults at home in the last month.
- They are more likely to have received a hurtful, unwanted or nasty message or picture online.
- They are more likely to say they feel lonely at least some of the time.
- They are also more likely to have experienced at least one of the negative behaviours listed in a relationship with a boyfriend/girlfriend.

 **Pupils who have had a boyfriend/girlfriend are also engaging in certain health-risky behaviours.**

 **Is there someone in school, who pupils can talk to?**

The third analysis is for Year 10 pupils, who identified as being LGBTQ+ compared with Year 10 pupils who were non-LGBTQ+.

- 54% of pupils who identified as LGBTQ+ also said they feel lonely at least some of the time. This compared with only 25% of pupils who were non-LGBTQ+.**



- 55% of pupils who identified as LGBTQ+ also said they worry about more than 5 issues listed 'quite a lot' or 'a lot'. This is higher than the 25% pupils who were non-LGBTQ+.
- They are also less likely to say they enjoy physical activities at school.
- They are less likely to be happy with their life.
- They are more likely to say there's been shouting and arguing between adults at home.
- They are more likely to say they have experienced at least one of the negative behaviours listed in a relationship with a boyfriend/girlfriend.
- They are more likely to have at least tried e-cigarettes/vaping.
- They are less likely to have a trusted adult confidant.
- They are also more likely to say there's a special sexual health or contraception & advice service for young people available locally.

The way forward – over to you.

The Wandsworth Young People's Survey was developed by the Schools Health Education Unit (SHEU) in partnership with the London Borough of Wandsworth Education and Childrens Services and the Public Health Team.

We are grateful to the teachers, schools and the young people for their time and contributions to this survey. The findings will be used to plan services and inform commissioning decisions and further support joint working. In addition the data will be used to inform plans and strategies with schools, the council and partners.

Wandsworth schools who took part in the survey:

Primary schools

Allfarthing Primary School
Bramblehow Primary School
Falconbrook Primary School
Fircroft Primary School
Franciscan Primary School
Furzedown Primary School
Gatton (VA) Primary School
Heathmere Primary School
Mosaic Jewish Primary School
Our Lady of Victories Catholic Primary School
Penwortham Primary School
Sacred Heart Catholic Primary School, Battersea
Sacred Heart Catholic Primary School, Roehampton
Sellincourt Primary School
Sheringdale Primary School
Smallwood Primary School and Language Unit
St Joseph's Catholic Primary and Nursery School
St Mary's CE Primary School
St Mary's RC VA Primary School
Trinity St Mary's CE Primary School

Secondary Schools

Ark Bolingbroke Academy
Ernest Bevin College
Saint John Bosco College
Southfields Academy

For more information about the survey please contact:

Zdenka Buchan
Public Health Officer - Healthy Schools Lead

Civic Centre
York Street
Twickenham
TW1 3BZ

Phone: 0777 304 4395
E: Zdenka.Buchan@richmondandwandsworth.gov.uk

Glossary:

FSM - Pupils eligible for free school meals

LGBTQ - Lesbian, Gay, Bisexual, Transgender, Questioning +

SEND - Special Educational Need or Disability

Transgender - gender is different to that which they were assigned at birth

Young carers - pupils who care for someone at home on a regular basis who are unable to care for themselves.