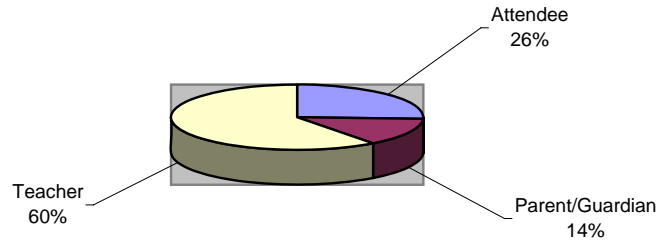
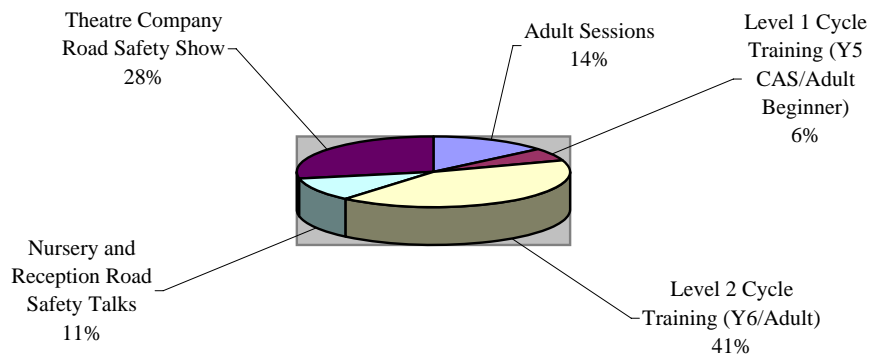


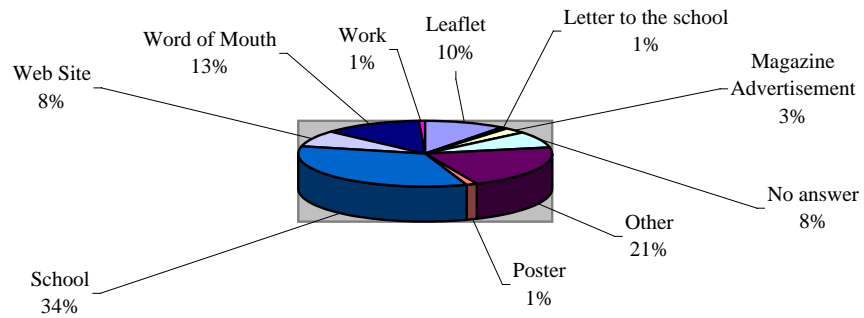
Who is Completing the form?

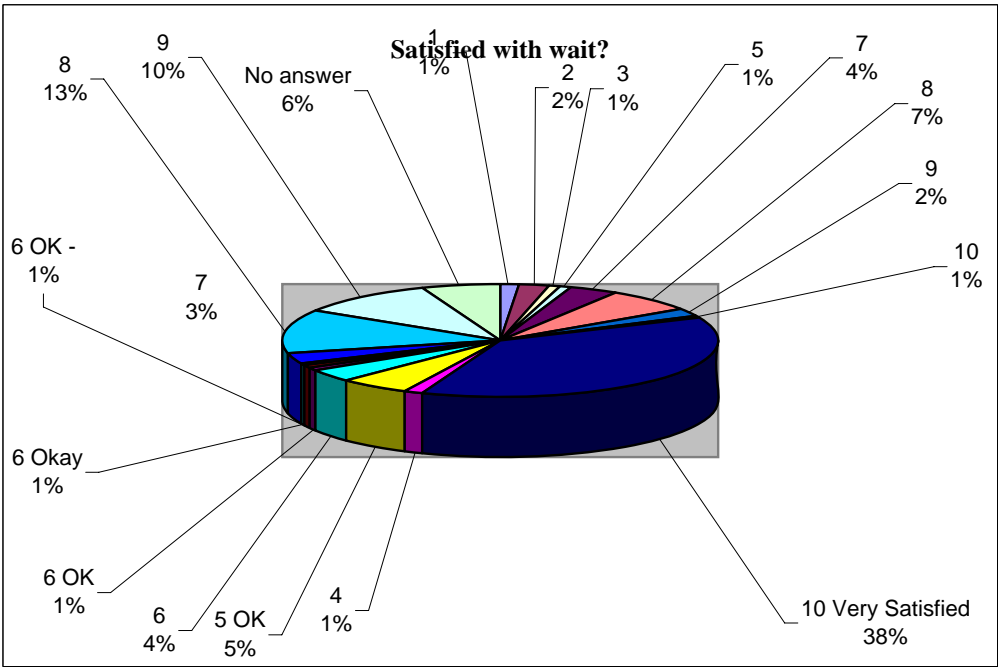
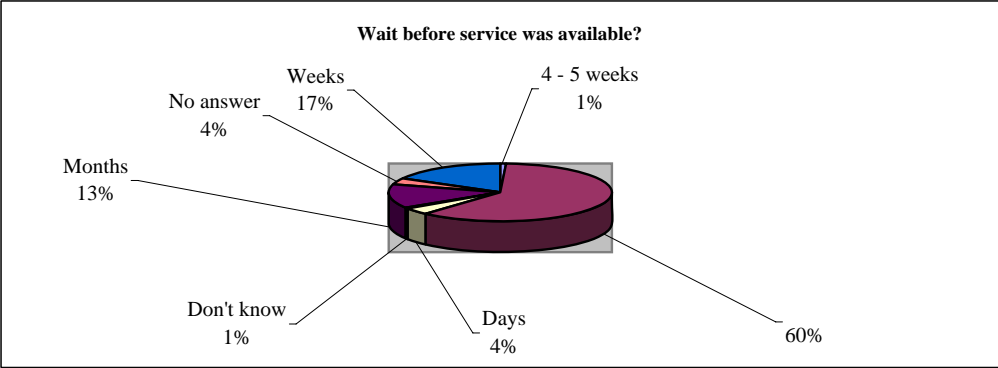


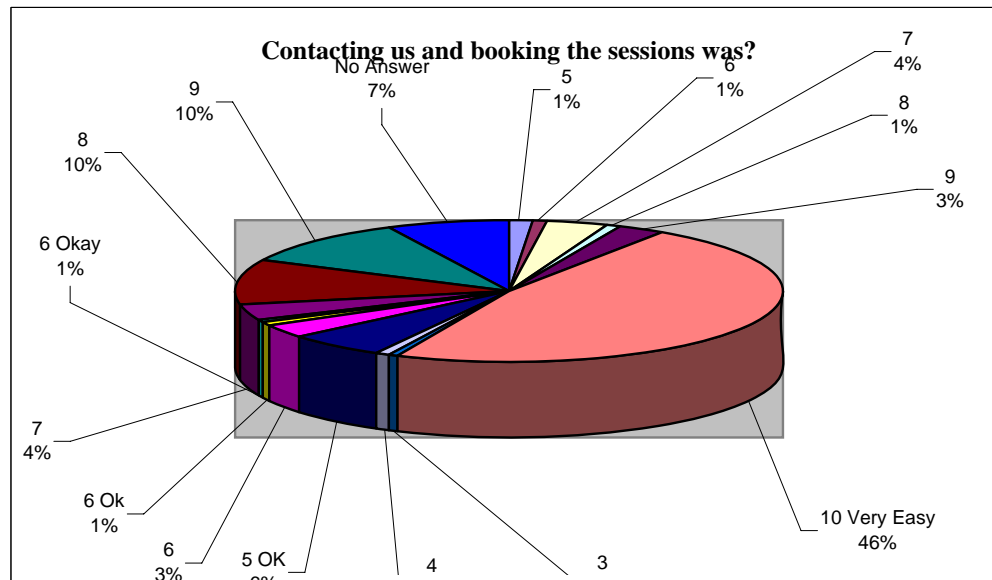
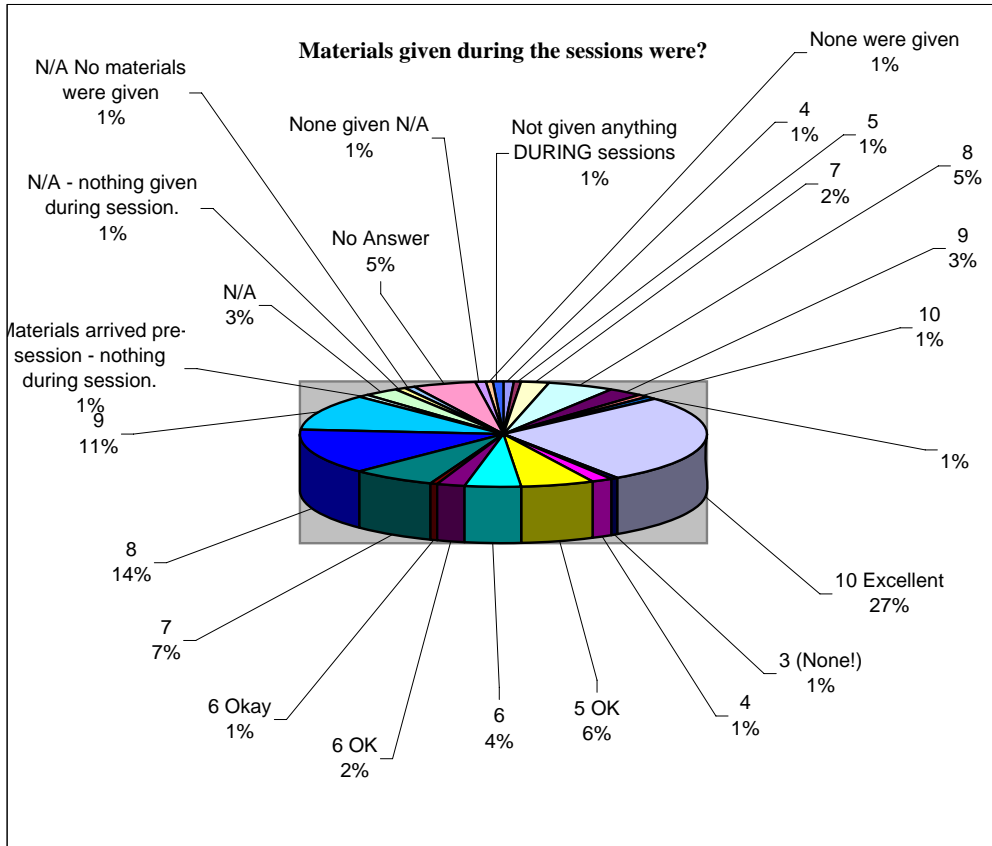
Part of Road Safety Service participated in?



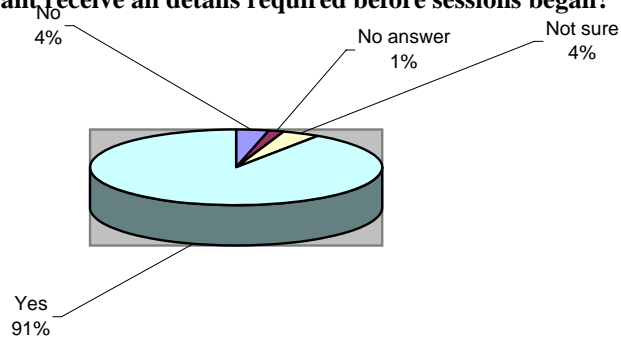
Found out about Council's RS service from?



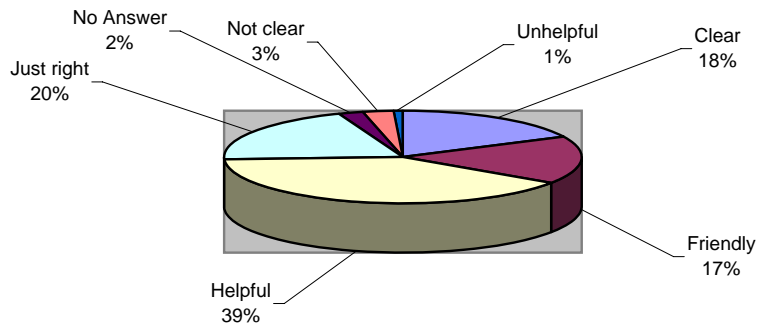




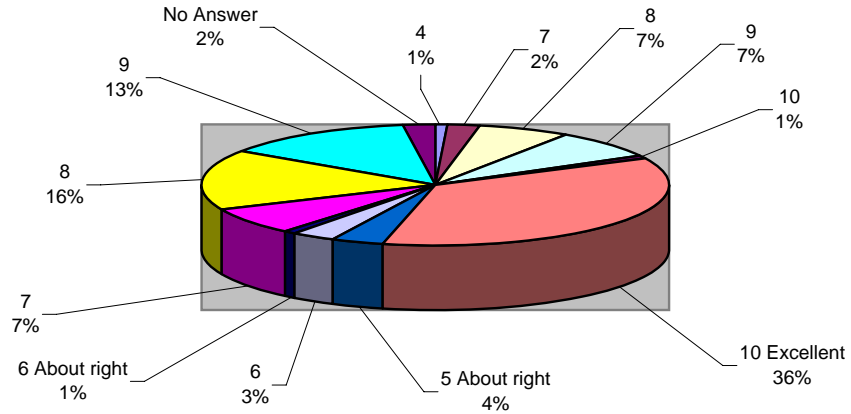
Did participant receive all details required before sessions began?

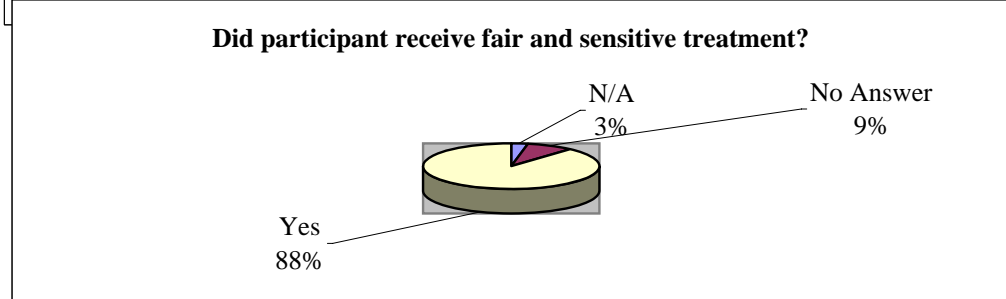
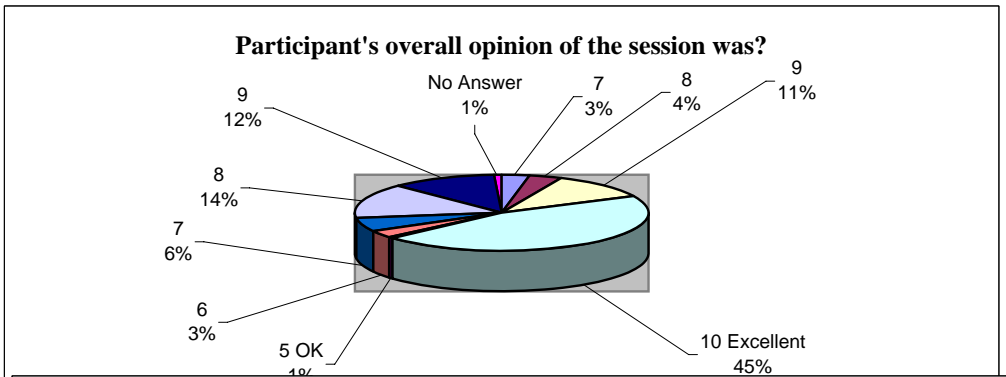
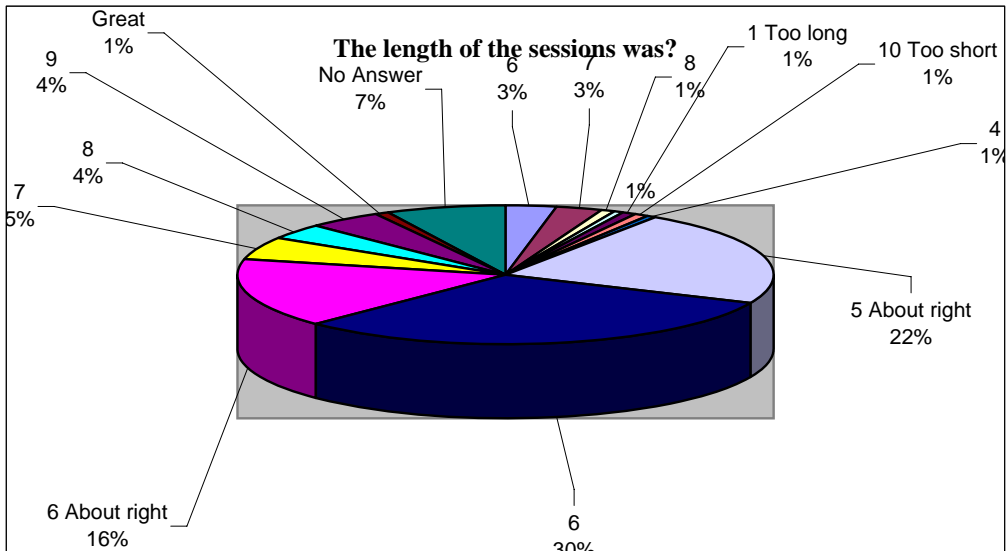


The instructors/presenters were?

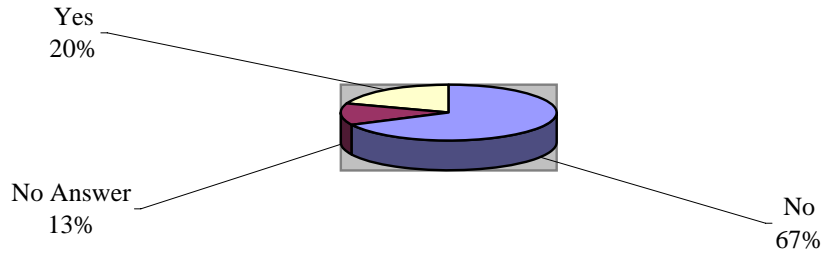


The sessions' content was?

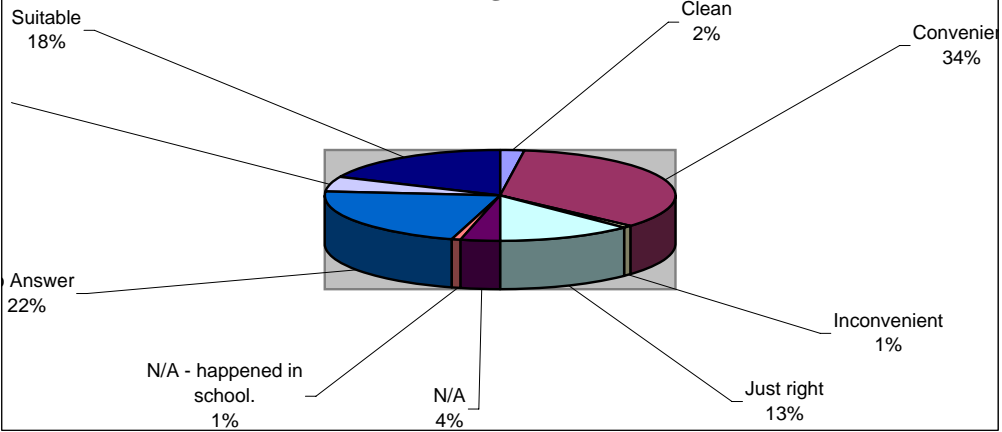




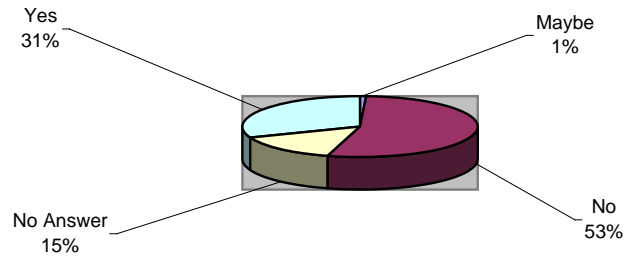
Is the participant involved with any other RS activities?



The training venue was?



Does participant require any further RS assistance, activities or resources?



Road Safety Education, Training & Publicity Benchmarking questionnaire feedback 2007

The figures below are for the benefit of the 12 councils who supplied information to Wandsworth Council as part of the benchmarking exercise and are not for general publication.

Council	Council 1	Council 2	Council 3	Council 4	Council 5	Council 6	Council 7	Council 8	Council 9	Council 10	Council 11	Council 12	Council 13	Council 14	Wandsworth Council
Total population	240,000	177,000	148,000	200,000	200,000	269,100	192,000	240,000	225,587	175,000	251,500	250,000	220,000	300,000	279,000

	Full time staff	Part time staff	Casual/temp/ contract staff	ETP Budget	Actual / Estimated Spend (£)	Spend / Population Ratio	% Budget on training	% Budget on publicity	% Budget on education	% Time on training	% Time on publicity	% Time on education
Council 1	2	1	1 pedestrian instructor	£25 – 50,000	37500	0.16	23	2	75	20	2	78
Council 2	2	0	12 cycling instructors	£3,700	3700	0.02	0	40	0	15	5	70
Council 3	2	1	15 cycling instructors	Up to £25,000	17,500	0.12	20	40	40	20	40	40
Council 4	3	0	0	Up to £25,000	17,500	0.09	0	10	90	0	5	95
Council 5	5	1	0	£50 – 75,000	62,000	0.31				100	10	90
Council 6	2	0		Up to £25,000	17,500	0.07	20	60	20	30	30	30
Council 7	2	2	2 pedestrian instructors + 10 cycling instructors	Over £100,000	70,000	0.36	50	5	85	45	10	45
Council 8	2	0	0	Nil – salary budget only	0	0	0	0	0	30	30	40
Council 9	4	1	0	Up to £25,000	6500	0.03	30	10	60	30	10	60
Council 10	2	2	0	Over £100,000	70,000	0.40	20	20	60	5	5	90
Council 11	3	2	0	£50 – 75,000	62,500	0.25						
Council 12	4		6 cycling instructors	£25 – 50,000	37,500	0.15	20	22	58	25	25	50
Council 13	4	5-10	Approx 50 – pedestrian instructors 3 x cycling instructors	Up to £25,000	10,500	0.05	5 (largely TfL funded)	35	60	40	20	40
Council 14	0	3	10 x cycling instructors (employed by agency)	Up to £25,000	17,500	0.06	£90k on adult/schools / children/ cycle training	80	20			
Wandsworth Council	1	0	6 cycle instructors 1 agency admin staff member	£60,00 – 70k	65,500	0.23	70	10	20	42	21	37

Comments

- Council 2 – 11 SCP's
- Council 3 – 10 SCP's
- Council 7 – recruiting for bike scheme x 2. SCP's x 7.
- Council 7 – ETP Programme budget includes TfL funding and DfT funding (our own council budget is much less).
- Council 14 – c.£5k intend budget, no specific ETP from TfL, but we have substantial cycle training budget (c.£90k).

In-house services

	Shows for pre school groups	Shows for primary schools	Organise shows for secondary schools	Organise shows for over 60s	Off road cycle training for beginners	On road cycle training for young people	Cycle helmet sales promotion	Support national poster & leaflet campaigns	Contribute to borough show	Contribute to other borough events	Junior Citizen (or equivalent)	Advice and info.	Pedestrian training	Cycle training for adults	Run local poster & leaflet camps	Other (please list)	Budget / Population ratio
Council 1	Yes	Yes			Yes			Yes		Yes	Yes	Yes	Yes		Yes		
Council 2		Yes	Yes	Yes	Yes	Yes		Yes		Yes		Yes		Yes	Yes	Yes	
Council 3				Yes	Yes	Yes		Yes	Yes	Yes	Yes	Yes	Yes	Yes	Yes	Yes	
Council 4	Yes	Yes	Yes					Yes		Yes	Yes	Yes			Yes	Yes	
Council 5	Yes	Yes	Yes	Yes				Yes		Yes	Yes	Yes	Yes		Yes		
Council 6	Yes	Yes		Yes				Yes	Yes	Yes	Yes	Yes	Yes		Yes	Yes	
Council 7	Yes	Yes	Yes	Yes	Yes	Yes		Yes	Yes	Yes	Yes	Yes	Yes	Yes	Yes	Yes	
Council 8		Yes	Yes	Yes	Yes	Yes		Yes		Yes	Yes	Yes	Yes		Yes	Yes	
Council 9	Yes	Yes	Yes	Yes		Yes		Yes		Yes	Yes	Yes			Yes	Yes	
Council 10	Yes	Yes	Yes		Yes	Yes		Yes		Yes	Yes	Yes	Yes	Yes	Yes	Yes	
Council 11	Yes	Yes	Yes	Yes	Yes	Yes		Yes		Yes	Yes	Yes		Yes	Yes	Yes	
Council 12					Yes	Yes		Yes		Yes	Yes	Yes			Yes		
Council 13		Yes	Yes		Yes	Yes		Yes		Yes	Yes	Yes	Yes	Yes	Yes	Yes	
Council 14		Yes						Yes		Yes		Yes					
Wandsworth Council		Yes	Yes	Yes	Yes	Yes		Yes		Yes	Yes	Yes		Yes	Yes		

Other (please list)

- Council 2 – PTW Campaign, Roads Policing Campaign.
- Council 3 – Cyclist instructor training programme (National Standard).
- Council 4 – Road safety education programme in schools.
- Council 5 – Off road cycle training for beginners, on road cycle training for young people, cycle training for adults all done by another section by outside agency.
- Council 6 – In car safety events.
- Council 7 – video to access mobility. In car safety.
- Council 9 – Car seat checking. Promotion of traffic club.
- Council 10 – Pedestrian training – year 3 only. Cycle training for adults – training provider CTUK.
- Council 13 – Project with minority ethnic community groups. Junior Road Safety Officers in approx. 1/3 of schools (primary).
- Council 14 – off road cycle training for beginners, on road cycle training for young people and cycle training for adults are dealt with by agency.

External services

	Motorcycle training	Pre-driver training	Driver training	Educational shows	Other
Council 1				Yes	Theatre in Education
Council 2				Yes	
Council 3	Yes			Yes	
Council 4					Cycle training paid by TfL grant.
Council 5		Yes		Yes	
Council 6				Yes	Cycle training – on-road/off-road provided externally – managed by cycling projects manager.

Council 7	Yes	Yes		Yes	No external provision. Driver training – practical lessons by local driving school and with IAM for elderly training.
Council 8					Cyclist training.
Council 9				Yes	Cycle training.
Council 10				Yes	Cycle training provider.
Council 11				Yes	Drama
Council 12				Yes	
Council 13	Yes				
Council 14					Cycle training for adults and children at all levels.
Wandsworth				Yes	Cycle training is carried out by contractors using TfL funding

	Do you charge for any of your road safety services?	Comments
Council 1	No	
Council 2	Yes	£5 per head for cycle training.
Council 3	Yes	
Council 4	No	
Council 5	No	Not sure about cycle training.
Council 6	No	
Council 7	Yes	Only charge is for adult on-road training @ £10 for a month.
Council 8	No	
Council 9	No	
Council 10	No	
Council 11	No	
Council 12	No	
Council 13	Yes	Adult cycle training.
Council 14	No	
Wandsworth	No	

	Did you find the form easy to complete?	Any other comments?	Would you like a summary of the responses?	Additional comments
Council 1	No		Yes	
Council 2	Yes		No	
Council 3	Yes		No	
Council 4	OK			
Council 5	Yes		Not necessary	
Council 6	Yes		Yes	
Council 7	Yes	Change show to presentation please!	Yes	
Council 8	OK		Yes	
Council 9	OK		Yes	
Council 10	OK		Yes	
Council 11	Yes		No	
Council 12	OK		Yes	
Council 13	Yes	School Travel Planning is also in the RS Team and a considerable amount of ETP is now linked with this.	Yes	
Council 14	Yes		Yes	
Wandsworth	N/A		N/A	